

## General

SSR-05 and VSR-05 liquid level control relays has been designed for controlling the discharge of tanks and wells containing conductive liquids.

## Usage of Device and Working Principle

Connect the device according to the Diagram. Relay is not going to get activated when it is energised if the water level in well between low electrode and the bottom electrode. When the water level touches to upper electrode relay gets activated and the water level decrease and gets below the low electrode relay gets deactivated.

When the relay is activated 1(16NC) and 2(15-com) contact poles are open circuit 2(15-com) and 3(18-no) contact poles become short circuited.

When the relay deactivated 1(16-NC) and 2(15-com) numbered contact poles are short circuited 2(15-Com) and 3(18-no) numbered contact poles become open circuit.

**Sensitivity Setting:** You can adjust the sensitivity by (100K $\Omega$ ) button. Make sure that the electrodes are in contact with water as you are adjusting the sensitivity level. Then turn the button towards 100K $\Omega$ . When the device detects the electrodes, the liquid resistance value should be lower than the value adjusted beforehand.

**Note:** For two-electrode systems, short-out the upper (U) and lower (L) electrodes and use them together with the bottom (T) electrode.

## Maintenance

Switch off the device and release from connections. Clean the trunk of device with a swab. Don't use any conductor or chemical might damage the device. Make sure device works after cleaning.

## Warnings

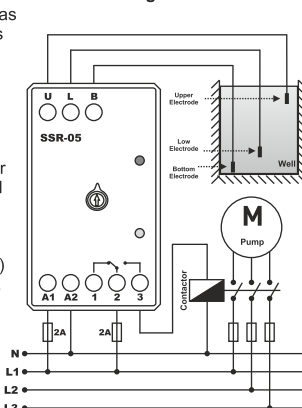
Please use the device according to the manual.  
Don't use the device in wet.  
Include a switch and circuit breaker in the assembly.  
Put the switch and circuit breaker nearby the device, operator can reach easily.  
Mark the switch and circuit breaker as releasing connection for device.

**Make sure that the liquid is not flammable or explosive.**

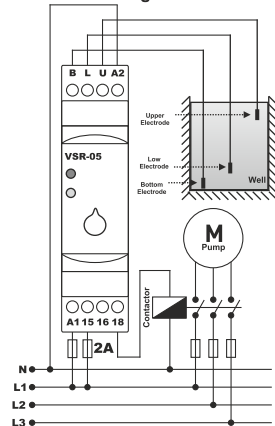
## Technical Specifications:

Operating Voltage(Un)....: 150 - 260V AC  
Operating Frequency.....: 50/60 Hz.  
Operating Power.....: <6VA  
Operating Temperature...: -20°C.....+55°C  
Display.....: 2 x led  
Connection Type.....: Terminal connection  
Contact.....: 5A/250V AC (Resistive Load)  
Sensitivity .....: <100K $\Omega$   
Protection Class.....: IP20  
Cable Diameter.....: 2,5mm<sup>2</sup>(SSR-05), 1,5mm<sup>2</sup>(VSR-05),  
Weight.....: <250gr.  
Mounting.....: Vertical assembled in the panel or assembled on the din rail.  
Operating Altitude.....: <2000meter

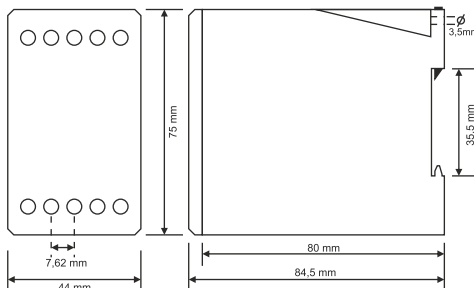
## Connection diagrams for SSR-05



## Connection diagrams for VSR-05



## Dimensions for SSR-05



## Dimensions for VSR-05

